

ANTA  
SCORREVOLE

**ALFA**

SLIDING DOOR



L'armadio anta scorrevole Alfa arreda con eleganza lo spazio notte. Disponibile in tutte le tonalità laccate opache e ossidate, nelle finiture ecolegno e super-matt; può essere abbinato a diverse maniglie. L'armadio Alfa può essere a incasso, a muro o angolare.

*The Alfa sliding door wardrobe furnishes the bedroom elegantly. Available in all matt and oxidized lacquered colours and in eco-wood and super-matt finishes, it can be paired with various handles. The Alfa wardrobe can be recessed, set against a wall or fitted in a corner arrangement.*

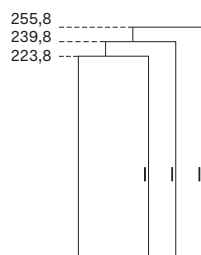
Anta ALFA dimensioni e modularità / ALFA door: dimensions and module size	p. 03
Caratteristiche tecniche armadi / Wardrobes technical features	p. 04
Modularità armadi / Wardrobes module size	p. 05
Esempi modularità armadi / Module size example	p. 06
Accessori interni / Internal accessories	p. 07
Illuminazione / Lighting	p. 10

## ANTA ALFA / ALFA DOOR

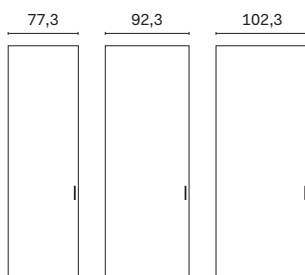


### DIMENSIONI / DIMENSIONS

#### Altezze / Heights




#### Larghezze / Widths



#### Sezione / Section

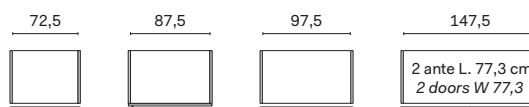


#### Profondità armadio / Wardrobe depth escluso maniglia / not including handle

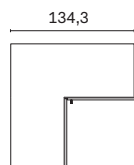


### MODULI / MODULES

#### moduli scorrevoli / sliding door modules



#### moduli scorrevoli angolo / sliding door corner module



### MANIGLIE / HANDLES

Sono disponibili tutte le maniglie.

*Can be used with any of the handle options.*

### RIDUZIONI A MISURA / CUTTING TO SIZE

L'anta ALFA può essere ridotta in larghezza ed altezza.

*ALFA doors can be reduced in width and height.*

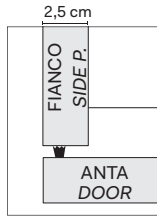
## ARMADIO SCORREVOLE SLIDING WARDROBE

### FIANCO / SIDE PANEL

#### PER ANTA INTERNA / FOR INNER DOOR



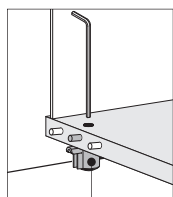
#### PER ANTA ESTERNA / FOR OUTER DOOR



### RIPIANO INTERNO / INTERNAL SHELF

### SCHIENALE / BACK PANEL

### BASE / BASE



Piedino regolabile /  
Adjustable foot

### CAPPELLO / TOP COVER

### SISTEMA DI SCORRIMENTO / SLIDING SYSTEM

### DIVISORIO / PARTITION

### ANTA / DOOR

### Note per la sicurezza / Notes on safety

È consigliabile posizionare l'armadio lontano da fonti di calore e dalla luce solare diretta.

*It is advisable to position the wardrobe away from sources of heat and out of direct sunlight.*

### MODULI SCORREVOLI / SLIDING MODULES

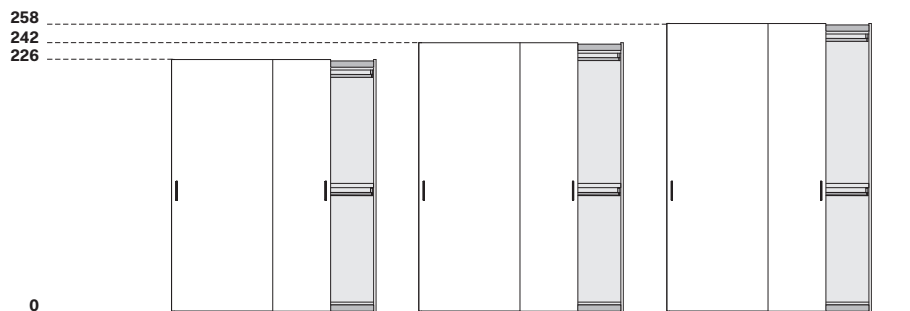
#### ALTEZZA / HEIGHT

Altezza comprensiva di piedino regolabile.

*Height includes adjustable foot.*

Per l'altezza finita dell'armadio, aggiungere 2 cm di ingombro del carrello dell'anta.

*To get the finished height of the wardrobe, add 2 cm to allow for the space taken up by the door's runner.*



#### PROFONDITÀ SCOCCA / CARCASS DEPTH

La profondità totale varia in funzione del tipo di anta utilizzata.

*Total depth varies depending on the type of door used.*

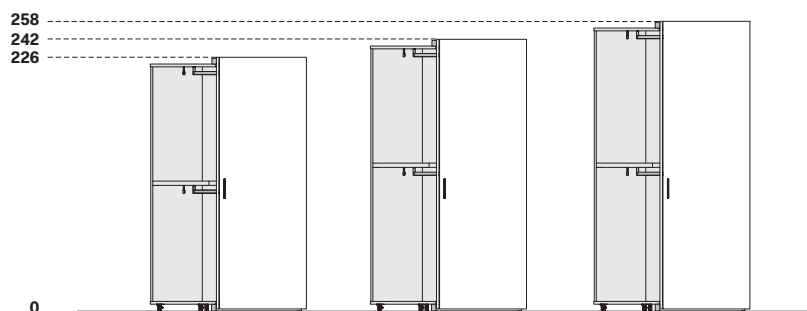


### MODULI ANGOLO / CORNER MODULES

#### ALTEZZA / HEIGHT

Altezza comprensiva di piedino regolabile.

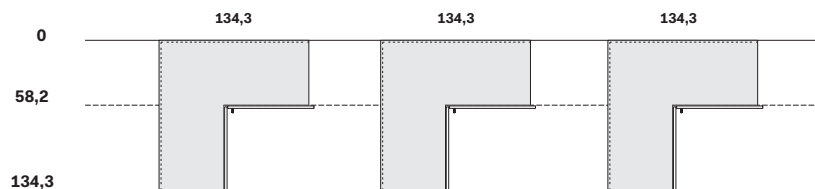
*Height includes adjustable foot.*



#### PROFONDITÀ SCOCCA / CARCASS DEPTH

La profondità totale varia in funzione del tipo di anta utilizzata.

*Total depth varies depending on the type of door used.*



## ESEMPI MODULARITÀ ARMADI / MODULE SIZE WARDROBES EXAMPLES

Verificare modularità armadi in base al modello di anta / Check module size wardrobes upon door type

<b>152,5</b>	72,5	72,5
--------------	------	------

<b>167,5</b>	72,5	87,5
--------------	------	------

<b>177,5</b>	72,5	97,5
--------------	------	------

<b>182,5</b>	87,5	87,5
--------------	------	------

<b>202,5</b>	97,5	97,5
--------------	------	------

<b>227,5</b>	72,5	72,5	72,5
--------------	------	------	------

<b>242,5</b>	117,5	117,5
--------------	-------	-------

72,5	87,5	72,5
------	------	------

<b>252,5</b>	72,5	97,5	72,5
--------------	------	------	------

<b>272,5</b>	132,5	132,5
--------------	-------	-------

87,5	87,5	87,5
------	------	------

<b>277,5</b>	72,5	97,5	97,5
--------------	------	------	------

<b>302,5</b>	147,5	147,5
--------------	-------	-------

97,5	97,5	97,5
------	------	------

72,5	147,5	72,5
------	-------	------

72,5	72,5	72,5	72,5
------	------	------	------

<b>327,5</b>	97,5	147,5	72,5
--------------	------	-------	------

<b>352,5</b>	97,5	147,5	97,5
--------------	------	-------	------

97,5	72,5	72,5	97,5
------	------	------	------

<b>362,5</b>	117,5	117,5	117,5
--------------	-------	-------	-------

87,5	87,5	87,5	87,5
------	------	------	------

<b>402,5</b>	97,5	97,5	97,5	97,5
--------------	------	------	------	------

<b>407,5</b>	132,5	132,5	132,5
--------------	-------	-------	-------

<b>452,5</b>	147,5	147,5	147,5
--------------	-------	-------	-------

## ACCESSORI / EQUIPMENT

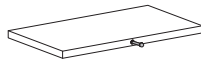
### Ripiani / Shelves

Sp. 3,8 cm / 3,8 cm thick  
Prof. 49 cm / Depth 49 cm



Larghezza / Width  
42,5-47,5-57,5-72,5-87,5-  
97,5-117,5-132,5-147,5

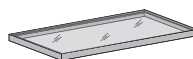
Con portagruccia /  
With coat hanger peg



Larghezza / Width  
42,5-47,5-57,5-72,5-87,5-  
97,5-117,5-132,5-147,5

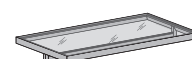
### Ripiani in vetro luminosi / Lit glass shelves

Sp. 3,5 cm / 3,5 cm thick  
Prof. 48,7 cm / Depth 48,7 cm



Larghezza / Width  
57,5-72,5-87,5-97,5-117,5

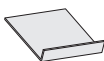
Con tubo appendiabito /  
With hanger rail



Larghezza / Width  
57,5-72,5-87,5-97,5-117,5

### Ripiani portascarpe / Shoe rack shelves

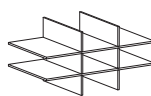
Sp. 1,2 cm in folding / Mitre-folded 1,2 cm thick  
Prof. 48,7 cm / Depth 48,7 cm



Larghezza / Width  
42,5-47,5-57,5-72,5

### Crociera interna / Pigeon hole

Sp. 1,2 cm / 1,2 cm thick  
Prof. 48,6 cm / Depth 48,6 cm

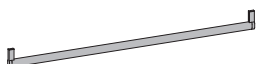


Larghezza / Width  
97,5 - 117,5

### Appendiabiti / Hangers

#### STANDARD

Finitura brunito / Bronze finish



Tutte le larghezze / All widths

#### PLUS

Finitura brunito / Bronze finish

Guarnizione in gomma / Rubber trim

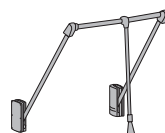


Tutte le larghezze / All widths

### Servetto appendiabiti / Clothes lift

#### Manuale / Manual

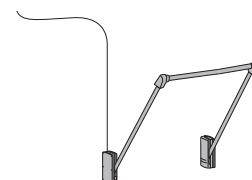
Finitura brunito / Bronze finish



Larghezza / Width  
87,5-97,5-117,5

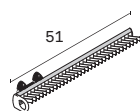
#### Motorizzato / Motorized

Finitura brunito / Bronze finish



Larghezza / Width  
87,5-97,5-117,5

### Porta cravatte estraibile / Pull-out tie organizer

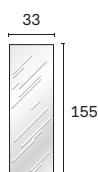


### Appendiabiti estraibile P. 36 cm / Pull-out hanging rail D 36 cm

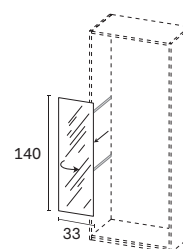
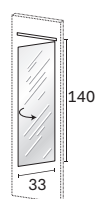
Finitura alluminio satinato / Satin aluminium finish



### Specchiera interno anta / Inside door mirror



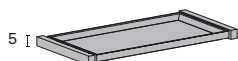
### Specchiera orientabile / Revolving mirror



### Attrezzatura estraibile / Pull-out fittings

#### Vassoio estraibile / Pull-out tray


Finitura brunito / Bronze finish



Larghezza / Width  
72,5-87,5-97,5-117,5

#### Porta pantaloni estraibile / Pull-out trouser rack

Finitura brunito / Bronze finish



Larghezza / Width  
72,5-87,5-97,5-117,5

#### Porta sacche estraibile / Pull-out garment box

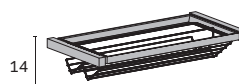
Finitura brunito / Bronze finish



Larghezza / Width  
87,5-97,5

#### Scarpiera estraibile / Pull-out shoe rack

Finitura brunito / Bronze finish



Larghezza / Width  
87,5-97,5-117,5

#### Cestello estraibile / Pull-out basket

Finitura brunito / Bronze finish

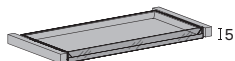


Larghezza / Width  
87,5-97,5

### Attrezzatura estraibile con frontale / Pull-out fittings with front

#### Vassoio estraibile / Pull-out tray

Finitura brunito / Bronze finish



Larghezza / Width  
72,5-87,5-97,5-117,5

#### Porta pantaloni estraibile / Pull-out trouser rack

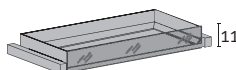
Finitura brunito / Bronze finish



Larghezza / Width  
72,5-87,5-97,5-117,5

#### Vassoio estraibile / Pull-out tray

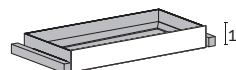
Finitura brunito / Bronze finish



Larghezza / Width  
72,5-87,5-97,5-117,5

#### Vassoio estraibile / Pull-out tray

Finitura brunito / Bronze finish

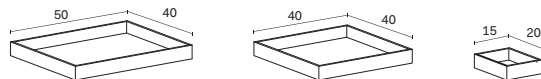


Larghezza / Width  
72,5-87,5-97,5-117,5

### Vassoi in folding / Mitre-folded trays

In folding sp. 0,8 cm / Mitre-folded 0,8 cm thick

Altezza 5 cm / Height 5 cm



### Combinazioni possibili / Possible combinations

Per VASSOIO L. 72,5 cm  
/ For TRAY W 72,5 cm



Per VASSOIO L. 87,5 cm  
/ For TRAY W 87,5 cm



Per VASSOIO L. 97,5 cm  
/ For TRAY W 97,5 cm



Per VASSOIO L. 117,5 cm  
/ For TRAY W 117,5 cm

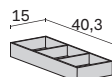


### Vaschette interne / Tray inserts

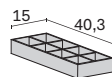
In 03Z Similpelle / In 03Z Leatherette

Altezza 5 cm / Height 5 cm

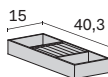
porta oggetti /  
tidy tray



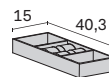
porta cravatte /  
tie organizer



porta anelli /  
ring organizer



porta orologi /  
watch organizer





## CASSETTIERE INTERNE / INTERNAL DRAWER UNITS

Tutte le cassettiere sono da completare con il top. / All drawer units need to be finished off with a top.

### Con maniglia standard / With standard handle

Prof. 48,7 cm / Depth 48,7 cm

Altezza / Height

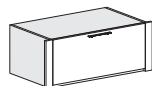
33,8

Anche in prof. 33,7 cm /  
Also depth 33,7 cm



Altezza / Height

33,8



Altezza / Height

49,7



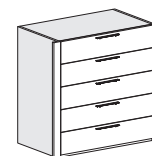
Altezza / Height

65,5



Altezza / Height

81,5



Larghezza / Width

42,5-47,5-57,5-72,5-87,5-  
97,5-117,5

Larghezza / Width

87,5-97,5

Larghezza / Width

42,5-47,5-57,5-72,5-87,5-  
97,5-117,5

Larghezza / Width

42,5-47,5-57,5-72,5-87,5-  
97,5-117,5

Larghezza / Width

42,5-47,5-57,5-72,5-87,5-  
97,5-117,5

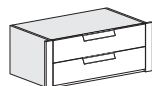
### Con maniglia PLUS / With PLUS handle

Prof. 48,7 cm / Depth 48,7 cm

Altezza / Height

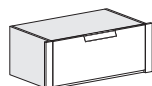
33,8

Anche in prof. 33,7 cm /  
Also depth 33,7 cm



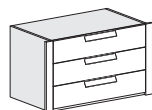
Altezza / Height

33,8



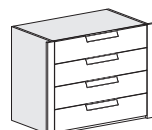
Altezza / Height

49,7



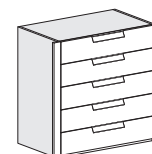
Altezza / Height

65,5



Altezza / Height

81,5



Larghezza / Width

42,5-47,5-57,5-72,5-87,5-  
97,5-117,5

Larghezza / Width

87,5-97,5

Larghezza / Width

42,5-47,5-57,5-72,5-87,5-  
97,5-117,5

Larghezza / Width

42,5-47,5-57,5-72,5-87,5-  
97,5-117,5

Larghezza / Width

42,5-47,5-57,5-72,5-87,5-  
97,5-117,5

### Con maniglia GOLA / With GOLA profile

#### per fianco e divisorio TELAIO / for METAL FRAME side panel and partition

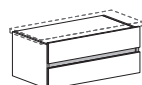
Prof. 51 cm / Depth 51 cm

Altezza / Height

38,5 cm

Da fissare sempre in sospensione sotto un ripiano sp. 3,8 cm /  
Always needs to be attached to the underside of a shelf 3,8 cm thick.

Gola in finitura brunita. / Profile in bronze finish.



Larghezza / Width

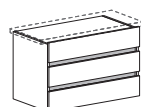
35-40-50-80-90-110

Altezza / Height

59,7 cm

Da fissare sempre in sospensione sotto un ripiano sp. 3,8 cm /  
Always needs to be attached to the underside of a shelf 3,8 cm thick.

Gola in finitura brunita. / Profile in bronze finish.



Larghezza / Width

35-40-50-80-90-110

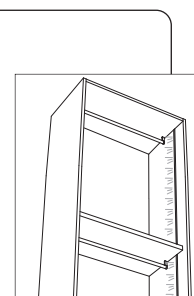
## ILLUMINAZIONE / LIGHTING

24V 3000K

### Luci LED verticali / Vertical LED lights per fianchi e divisori / for side panels and partitions

Da completare con trasformatore ed eventuali accessori in base al sistema di accensione scelto.

*To be finished off with transformer and accessories, if any, based on the ON/OFF control system chosen.*

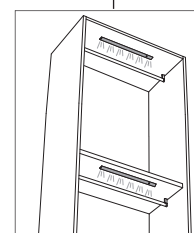


**Profilo LED verticale orientato /  
Inward-facing vertical LED strip**

### Luci LED orizzontali / Horizontal LED lights per cappelli e ripiani / for top covers and shelves

Da completare con trasformatore ed eventuali accessori in base al sistema di accensione scelto.

*To be finished off with transformer and accessories, if any, based on the ON/OFF control system chosen.*

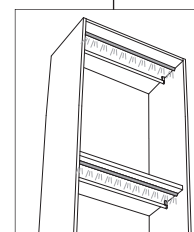
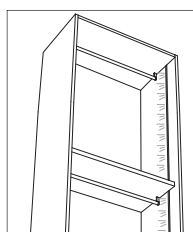


**Luci LED parziali /  
Partial LED lights**

### Luci LED verticali e orizzontali / Vertical and horizontal LED lights

Da completare con trasformatore ed eventuali accessori in base al sistema di accensione scelto.

*To be finished off with transformer and accessories, if any, based on the ON/OFF control system chosen.*



**Luci LED a tutto vano /  
Full-width LED lights**

**Profilo LED verticale orientato /  
Inward-facing vertical LED strip**