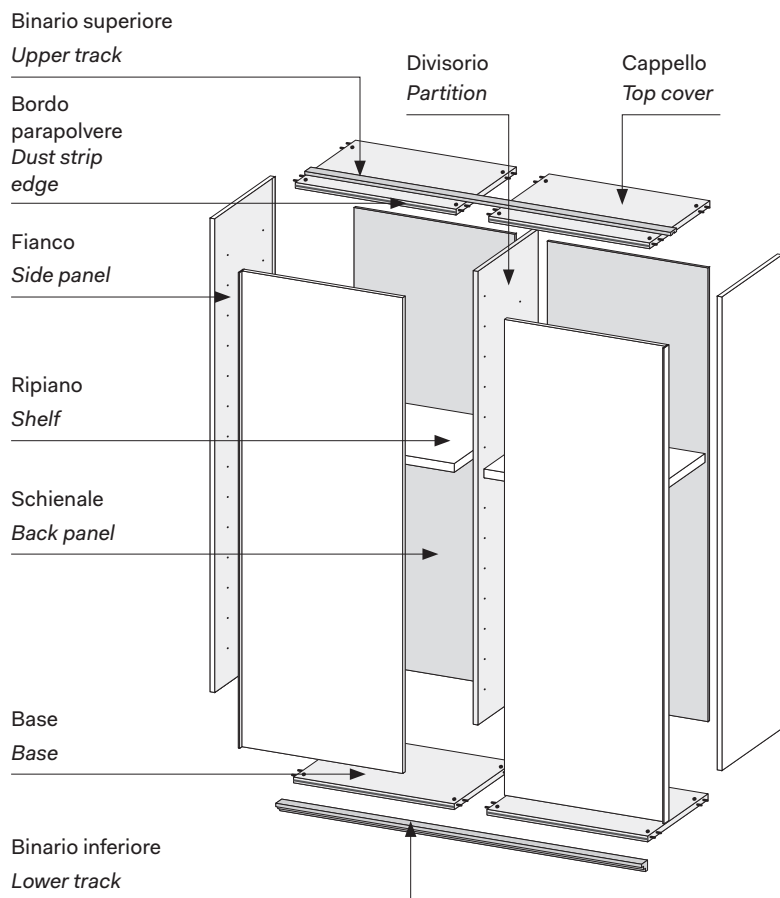


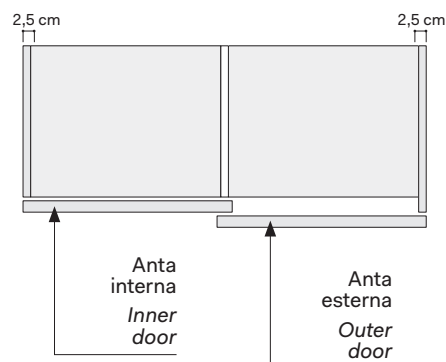
Armadio con ante scorrevoli LAYER / Wardrobe with LAYER sliding doors

NOVAMOBILI

CARATTERISTICHE TECNICHE TECHNICAL FEATURES



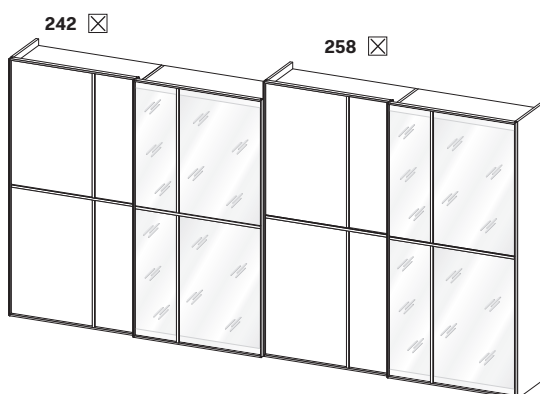
PARTICOLARE PIANTA PLAN DETAIL



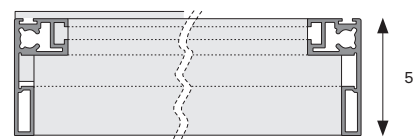
DOTAZIONE INTERNA STANDARD PER VANO STANDARD INTERIOR FITTINGS PER MODULE

- 1 ripiano interno mobile
- 2 tubi appendiabiti
- 1 internal shelf
- 2 hanging rails


ALTEZZE HEIGHTS



SEZIONE ANTA DOOR SECTION



LARGHEZZE PROFONDITÀ WIDTHS DEPTH



SCORREVOLE
SLIDING



Le informazioni contenute nelle presenti schede tecniche sono indicative. Eventuali differenze con il listino in vigore non costituiscono motivo di contestazione.
The information given in this technical sheet are indicative. Any discrepancies with the price list currently in force cannot be cause for complaint.